

**MITSUBISHI ELECTRIC
HYDRONICS & IT COOLING SYSTEMS S.p.A.**

IT COOLING

ANCILLARY PRODUCTS

T-MATE2 DX

**AIR COOLED CONDENSERS FOR IT COOLING WITH
AXIAL FANS AND CONDENSING COILS WITH
COPPER TUBES AND ALUMINIUM FINNS
FROM 12 TO 146 kW**



T-MATE2 DX

HIGH EFFICIENCY REMOTE CONDENSERS



Remote condensers featuring coils with copper tubes and aluminium fins with AC & EC axial fans

From 12 to 146 kW

IT COOLING APPLICATIONS

High efficiency remote condensers to be coupled with indoor close control air conditioners. The condensers feature cu/al tube and fin coils and AC or EC fans in order to provide best-in-class efficiency and wider operating range. The units can be either installed vertically or horizontally and are available in standard or low noise versions.

- ✓ Data centers
- ✓ Server rooms
- ✓ Technological hubs
- ✓ Telecommunication installations

ACOUSTIC VERSIONS

- ▶ **B** Standard version
- ▶ **L** Low noise version

AVAILABLE POWER SUPPLY

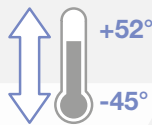
T-MATE2 DX Remote condensers with AC fans:

- ▶ 230V/1/50Hz

T-MATE2 DX Remote condensers with EC fans:

- ▶ 200-277V / 1 / 50-60Hz for "M" models
- ▶ 380-460V / 3 / 50-60Hz for "T" models

WIDE OPERATING RANGE



Temperature range from -45°C* to +52°C

* -45°C: for AC version only

QUICK & EASY CONNECTION



Pre-wired connection. No wiring is necessary.

LOW NOISE EMISSIONS



The new T-MATE2 DX series is available in 2 acoustic versions with quiet operation particularly suitable for applications in urban areas.

TECHNOLOGICAL CHOICES

Fan section

- ▶ **Axial fans with sickle-shaped blades,** fan guard, optimized for low noise levels.
- ▶ **Integrated motor thermal protection.**
- ▶ **Motor rotation speed control through a 0-10Vdc proportional signal.**
- ▶ **Protection grid on the fan air supply.**
- ▶ **IP54 Class enclosure.**

VERSION WITH AC ELECTRIC MOTOR

series DX-A

Rotation speed control via external electronics

VERSION WITH EC ELECTRIC MOTOR


series DX-E

Rotation speed control with integrated controller

Electrical panel

The electrical panel is positioned inside the condenser structure and is suitable for outdoor installation complete with:

- ▶ **Terminals for power supply:**
 - power supply
the power supply is independent of the indoor unit.
 - 0-10 Vdc signal for fan rotation speed control
to be connected to the indoor unit.
 - alarm signal of the fans
to be connected to the indoor unit.



Condensing coil

Condensing coils with high efficiency copper tubes and aluminium fins, specifically developed to provide:

- ▶ High heat transfer.
- ▶ Lower pressure drops.

ACCESSORIES

- ▶ Supporting feet for vertical airflow
- ▶ Cu/cu condensing coils
- ▶ Blygold® condensing coil:
with Blygold® protective treatment
- ▶ Cataphoresis condensing coil:
with Cataphoresis protective treatment

T-MATE2 DX

Air cooled condensers for IT Cooling with axial fans and condensing coils with copper tubes and aluminium fins (from 12 to 146 kW)

T-MATE2 DX-A B 230/1/50

Fans with AC electric motors and standard acoustic version

Model		M 11	M 14	M 17	M 20	M 25	M 30	M 35	M 45
Power supply	V/ph/Hz	230/1/50	230/1/50	230/1/50	230/1/50	230/1/50	230/1/50	230/1/50	230/1/50
PERFORMANCE									
NOMINAL SPECIFICATIONS									
Rated capacity	(1) kW	12,2	14,8	18,4	22,1	26,8	34,3	38,2	49,0
No. Circuits	N°	1	1	1	1	1	1	1	1
Total power input	(1) kW	0,22	0,22	0,22	0,39	0,60	0,60	0,60	0,78
FANS									
Air flow	m³/h	4750	4300	4950	6400	9600	9500	9100	12000
NOISE LEVEL									
Sound Pressure	(2) dB(A)	62	69	63	65	66	66	66	67
SIZE AND WEIGHT									
A	(3) mm	875	875	1200	1200	1400	1400	1400	1600
H	(3) mm	727	727	727	727	1027	1027	1027	1027
B	(3) mm	540	540	540	540	665	665	665	665
Weight	(3) kg	51,0	55,0	66,0	72,0	102	111	120	153

Model		M 50	M 60	M 70	M 95	M 110	M 130	M 140
Power supply	V/ph/Hz	230/1/50	230/1/50	230/1/50	230/1/50	230/1/50	230/1/50	230/1/50
PERFORMANCE								
NOMINAL SPECIFICATIONS								
Rated capacity	(1) kW	55,9	63,1	74,3	100	113	135	146
No. Circuits	N°	1	1	1	1	1	1	1
Total power input	(1) kW	1,20	1,20	1,20	1,80	1,80	2,40	2,40
FANS								
Air flow	m³/h	17000	16000	18000	28200	27200	37800	36000
NOISE LEVEL								
Sound Pressure	(2) dB(A)	68	68	69	69	69	66	70
SIZE AND WEIGHT								
A	(3) mm	1850	1850	2320	3490	3490	4540	4540
H	(3) mm	1027	1027	1150	1150	1150	1150	1150
B	(3) mm	665	665	665	665	665	665	665
Weight	(3) kg	175	188	214	240	270	320	350

T-MATE2 DX-E B 230/1/50

Fans with EC electric motors and standard acoustic version

Model		M 11	M 14	M 17	M 20	M 25	M 30	M 35	M 45
Power supply	V/ph/Hz	230/1/50	230/1/50	230/1/50	230/1/50	230/1/50	230/1/50	230/1/50	230/1/50
PERFORMANCE									
NOMINAL SPECIFICATIONS									
Rated capacity	(1) kW	12,2	14,8	18,4	22,1	26,8	34,3	38,2	49,0
No. Circuits	N°	1	1	1	1	1	1	1	1
Total power input	(1) kW	0,18	0,18	0,18	0,40	0,72	0,72	0,72	0,80
FANS									
Air flow	m³/h	4750	4300	4950	6400	9600	9500	9100	12000
NOISE LEVEL									
Sound Pressure	(2) dB(A)	62	69	63	65	66	66	66	67
SIZE AND WEIGHT									
A	(3) mm	875	875	1200	1200	1400	1400	1400	1600
H	(3) mm	727	727	727	727	1027	1027	1027	1027
B	(3) mm	540	540	540	540	665	665	665	665
Weight	(3) kg	51,0	55,0	66,0	72,0	102	111	120	153

Model		M 50	M 60	M 70	M 95	M 110	M 130	M 140
Power supply	V/ph/Hz	230/1/50	230/1/50	230/1/50	230/1/50	230/1/50	230/1/50	230/1/50
PERFORMANCE								
NOMINAL SPECIFICATIONS								
Rated capacity	(1) kW	55,9	63,1	74,3	100	113	135	146
No. Circuits	N°	1	1	1	1	1	1	1
Total power input	(1) kW	1,44	1,44	1,44	2,16	2,16	2,88	2,88
FANS								
Air flow	m³/h	17000	16000	18000	28200	27200	37800	36000
NOISE LEVEL								
Sound Pressure	(2) dB(A)	68	68	69	69	69	66	70
SIZE AND WEIGHT								
A	(3) mm	1850	1850	2320	3490	3490	4540	4540
H	(3) mm	1027	1027	1150	1150	1150	1150	1150
B	(3) mm	665	665	665	665	665	665	665
Weight	(3) kg	175	188	214	240	270	320	350

Notes:

- 1 ▶ Exchanger air (in) 35 °C; $\Delta T = 13$ K.
- 2 ▶ Average sound pressure level, at a distance of 10 m, for units in a free field on a reflecting surface. The average sound pressure level is calculated based on the sound power level measured in accordance with ISO 3744.
- 3 ▶ Unit in standard configuration/execution, without optional accessories.



T-MATE2 DX-A L 230/1/50

Fans with AC electric motors and low noise acoustic version

Model		M 11	M 14	M 17	M 20	M 25	M 30	M 35	M 45
Power supply	V/ph/Hz	230/1/50	230/1/50	230/1/50	230/1/50	230/1/50	230/1/50	230/1/50	230/1/50
PERFORMANCE									
NOMINAL SPECIFICATIONS									
Rated capacity	(1) kW	9,79	11,5	14,2	17,2	21,2	26,6	29,2	37,5
No. Circuits	N°	1	1	1	1	1	1	1	1
Total power input	(1) kW	0,22	0,22	0,22	0,39	0,60	0,60	0,60	0,78
FANS									
Air flow	m³/h	3325	3010	3465	4480	6720	6650	6370	8400
NOISE LEVEL									
Sound Pressure	(2) dB(A)	54	54	54	56	58	58	58	58
SIZE AND WEIGHT									
A	(3) mm	875	875	1200	1200	1400	1400	1400	1600
H	(3) mm	727	727	727	727	1027	1027	1027	1027
B	(3) mm	540	540	540	540	665	65	665	665
Weight	(3) kg	51,0	55,0	66,0	72,0	102	111	120	153

Model		M 50	M 60	M 70	M 95	M 110	M 130	M 140
Power supply	V/ph/Hz	230/1/50	230/1/50	230/1/50	230/1/50	230/1/50	230/1/50	230/1/50
PERFORMANCE								
NOMINAL SPECIFICATIONS								
Rated capacity	(1) kW	44,1	48,6	57,1	78,3	86,6	105	113
No. Circuits	N°	1	1	1	1	1	1	1
Total power input	(1) kW	1,20	1,20	1,20	1,80	1,80	2,40	2,40
FANS								
Air flow	m³/h	11900	11200	12600	19740	19040	26460	25200
NOISE LEVEL								
Sound Pressure	(2) dB(A)	60	60	60	61	61	61	61
SIZE AND WEIGHT								
A	(3) mm	1850	1850	2320	3490	3490	4540	4540
H	(3) mm	1027	1027	1150	1150	1150	1150	1150
B	(3) mm	665	665	665	665	665	665	665
Weight	(3) kg	175	188	214	240	270	320	350

T-MATE2 DX-E L 230/1/50

Fans with EC electric motors and low noise acoustic version

Model		M 11	M 14	M 17	M 20	M 25	M 30	M 35	M 45
Power supply	V/ph/Hz	230/1/50	230/1/50	230/1/50	230/1/50	230/1/50	230/1/50	230/1/50	230/1/50
PERFORMANCE									
NOMINAL SPECIFICATIONS									
Rated capacity	(1) kW	9,79	11,5	14,2	17,2	21,2	26,6	29,2	37,5
No. Circuits	N°	1	1	1	1	1	1	1	1
Total power input	(1) kW	0,18	0,18	0,18	0,40	0,72	0,72	0,72	0,80
FANS									
Air flow	m³/h	4750	4300	4950	6400	9600	9500	9100	12000
NOISE LEVEL									
Sound Pressure	(2) dB(A)	54	54	54	56	58	58	58	58
SIZE AND WEIGHT									
A	(3) mm	875	875	1200	1200	1400	1400	1400	1600
H	(3) mm	727	727	727	727	1027	1027	1027	1027
B	(3) mm	540	540	540	540	665	665	665	665
Weight	(3) kg	51,0	55,0	66,0	72,0	102	111	120	153

Model		M 50	M 60	M 70	M 95	M 110	M 130	M 140
Power supply	V/ph/Hz	230/1/50	230/1/50	230/1/50	230/1/50	230/1/50	230/1/50	230/1/50
PERFORMANCE								
NOMINAL SPECIFICATIONS								
Rated capacity	(1) kW	44,1	48,6	57,1	78,3	86,6	105	113
No. Circuits	N°	1	1	1	1	1	1	1
Total power input	(1) kW	1,44	1,44	1,44	2,16	2,16	2,88	2,88
FANS								
Air flow	m³/h	17000	16000	18000	28200	27200	37800	36000
NOISE LEVEL								
Sound Pressure	(2) dB(A)	60	60	60	61	61	61	61
SIZE AND WEIGHT								
A	(3) mm	1850	1850	2320	3490	3490	4540	4540
H	(3) mm	1027	1027	1150	1150	1150	1150	1150
B	(3) mm	665	665	665	665	665	665	665
Weight	(3) kg	175	188	214	240	270	320	350

Notes:

- 1 ▶ Exchanger air (in) 35 °C; ΔT = 13 K.
- 2 ▶ Average sound pressure level, at a distance of 10 m, for units in a free field on a reflecting surface. The average sound pressure level is calculated based on the sound power level measured in accordance with ISO 3744.
- 3 ▶ Unit in standard configuration/execution, without optional accessories.

T-MATE2 DX

Air cooled condensers for IT Cooling with axial fans and condensing coils with copper tubes and aluminium fins (from 12 to 146 kW)

T-MATE2 DX-E B 400/3/50

Fans with EC electric motors and standard acoustic version

Model		T 11	T 14	T 17	T 20	T 25	T 30	T 35	T 45
Power supply	V/ph/Hz	400/3/50	400/3/50	400/3/50	400/3/50	400/3/50	400/3/50	400/3/50	400/3/50
PERFORMANCE									
NOMINAL SPECIFICATIONS									
Rated capacity	(1) kW	12,2	14,8	18,4	22,1	26,8	34,3	38,2	49,0
No. Circuits	N°	1	1	1	1	1	1	1	1
Total power input	(1) kW	0,63	0,63	0,63	0,94	0,97	0,97	0,97	1,89
FANS									
Air flow	m³/h	4750	4300	4950	6400	9600	9500	9100	12000
NOISE LEVEL									
Sound Pressure	(2) dB(A)	62	62	63	65	66	66	66	67
SIZE AND WEIGHT									
A	(3) mm	875	875	1200	1200	1400	1400	1400	1600
H	(3) mm	727	727	727	727	1027	1027	1027	1027
B	(3) mm	540	540	540	540	665	665	665	665
Weight	(3) kg	51,0	55,0	66,0	72,0	102	111	120	153

Model		T 50	T 60	T 70	T 95	T 110	T 130	T 140
Power supply	V/ph/Hz	400/3/50	400/3/50	400/3/50	400/3/50	400/3/50	400/3/50	400/3/50
PERFORMANCE								
NOMINAL SPECIFICATIONS								
Rated capacity	(1) kW	55,9	63,1	74,3	100	113	135	146
No. Circuits	N°	1	1	1	1	1	1	1
Total power input	(1) kW	1,94	1,94	1,94	2,91	2,91	3,88	3,88
FANS								
Air flow	m³/h	17000	16000	18000	28200	27200	37800	36000
NOISE LEVEL								
Sound Pressure	(2) dB(A)	68	68	69	69	69	66	70
SIZE AND WEIGHT								
A	(3) mm	1850	1850	2320	3490	3490	4540	4540
H	(3) mm	1027	1027	1150	1150	1150	1150	1150
B	(3) mm	665	665	665	665	665	665	665
Weight	(3) kg	175	188	214	240	270	320	350

T-MATE2 DX-E L 400/3/50

Fans with EC electric motors and low noise acoustic version

Model		T 11	T 14	T 17	T 20	T 25	T 30	T 35	T 45
Power supply	V/ph/Hz	400/3/50	400/3/50	400/3/50	400/3/50	400/3/50	400/3/50	400/3/50	400/3/50
PERFORMANCE									
NOMINAL SPECIFICATIONS									
Rated capacity	(1) kW	9,79	11,5	14,2	17,2	21,2	26,6	29,2	37,5
No. Circuits	N°	1	1	1	1	1	1	1	1
Total power input	(1) kW	0,63	0,63	0,63	0,94	0,97	0,97	0,97	1,89
FANS									
Air flow	m³/h	3325	3010	3465	4480	6720	6650	6370	8400
NOISE LEVEL									
Sound Pressure	(2) dB(A)	54	54	54	56	58	58	58	58
SIZE AND WEIGHT									
A	(3) mm	875	875	1200	1200	1400	1400	1400	1600
H	(3) mm	727	727	727	727	1027	1027	1027	1027
B	(3) mm	540	540	540	540	665	665	665	665
Weight	(3) kg	51,0	55,0	66,0	72,0	102	111	120	153

Model		T 50	T 60	T 70	T 95	T 110	T 130	T 140
Power supply	V/ph/Hz	400/3/50	400/3/50	400/3/50	400/3/50	400/3/50	400/3/50	400/3/50
PERFORMANCE								
NOMINAL SPECIFICATIONS								
Rated capacity	(1) kW	44,1	48,6	57,1	78,3	86,6	105	113
No. Circuits	N°	1	1	1	1	1	1	1
Total power input	(1) kW	1,94	1,94	1,94	2,91	2,91	3,88	3,88
FANS								
Air flow	m³/h	11900	11200	12600	19740	19040	26460	25200
NOISE LEVEL								
Sound Pressure	(2) dB(A)	60	60	60	61	61	61	61
SIZE AND WEIGHT								
A	(3) mm	1850	1850	2320	3490	3490	4540	4540
H	(3) mm	1027	1027	1150	1150	1150	1150	1150
B	(3) mm	665	665	665	665	665	665	665
Weight	(3) kg	175	188	214	240	270	320	350

Notes:

- 1 ▶ Exchanger air (in) 35 °C; ΔT = 13 K.
- 2 ▶ Average sound pressure level, at a distance of 10 m, for units in a free field on a reflecting surface. The average sound pressure level is calculated based on the sound power level measured in accordance with ISO 3744.
- 3 ▶ Unit in standard configuration/execution, without optional accessories.



T-MATE2 DX-E B 220/1/60

Fans with EC electric motors and standard acoustic version

Model		M 11	M 14	M 17	M 20	M 25	M 30	M 35	M 45
Power supply	V/ph/Hz	230/1/60	230/1/60	230/1/60	230/1/60	230/1/60	230/1/60	230/1/60	230/1/60
PERFORMANCE									
NOMINAL SPECIFICATIONS									
Rated capacity	(1) kW	12,2	14,8	18,4	22,1	26,8	34,3	38,2	49,0
No. Circuits	N°	1	1	1	1	1	1	1	1
Total power input	(1) kW	0,18	0,18	0,18	0,40	0,72	0,72	0,72	0,80
FANS									
Air flow	m³/h	4750	4300	4950	6400	9600	9500	9100	12000
NOISE LEVEL									
Sound Pressure	(2) dB(A)	62	62	63	65	66	66	66	67
SIZE AND WEIGHT									
A	(3) mm	875	875	1200	1200	1400	1400	1400	1600
H	(3) mm	727	727	727	727	1027	1027	1027	1027
B	(3) mm	540	540	540	540	665	665	665	665
Weight	(3) kg	51,0	55,0	66,0	72,0	102	111	120	153

Model		M 50	M 60	M 70	M 95	M 110	M 130	M 140
Power supply	V/ph/Hz	230/1/60	230/1/60	230/1/60	230/1/60	230/1/60	230/1/60	230/1/60
PERFORMANCE								
NOMINAL SPECIFICATIONS								
Rated capacity	(1) kW	55,9	63,1	74,3	100	113	135	146
No. Circuits	N°	1	1	1	1	1	1	1
Total power input	(1) kW	1,44	1,44	1,44	2,16	2,16	2,88	2,88
FANS								
Air flow	m³/h	17000	16000	18000	28200	27200	37800	36000
NOISE LEVEL								
Sound Pressure	(2) dB(A)	68	68	69	69	69	66	70
SIZE AND WEIGHT								
A	(3) mm	1850	1850	2320	3490	3490	4540	4540
H	(3) mm	1027	1027	1150	1150	1150	1150	1150
B	(3) mm	665	665	665	665	665	665	665
Weight	(3) kg	175	188	214	240	270	320	350

T-MATE2 DX-E B 265/1/60

Fans with EC electric motors and standard acoustic version

Model		M 11	M 14	M 17	M 20	M 25	M 30	M 35	M 45
Power supply	V/ph/Hz	230/1/60	230/1/60	230/1/60	230/1/60	230/1/60	230/1/60	230/1/60	230/1/60
PERFORMANCE									
NOMINAL SPECIFICATIONS									
Rated capacity	(1) kW	12,2	14,8	18,4	22,1	26,8	34,3	38,2	49,0
No. Circuits	N°	1	1	1	1	1	1	1	1
Total power input	(1) kW	0,18	0,18	0,18	0,40	0,72	0,72	0,72	0,80
FANS									
Air flow	m³/h	4750	4300	4950	6400	9600	9500	9100	12000
NOISE LEVEL									
Sound Pressure	(2) dB(A)	62	62	63	65	66	66	66	67
SIZE AND WEIGHT									
A	(3) mm	875	875	1200	1200	1400	1400	1400	1600
H	(3) mm	727	727	727	727	1027	1027	1027	1027
B	(3) mm	540	540	540	540	665	665	665	665
Weight	(3) kg	51,0	55,0	66,0	72,0	102	111	120	153

Model		M 50	M 60	M 70	M 95	M 110	M 130	M 140
Power supply	V/ph/Hz	230/1/60	230/1/60	230/1/60	230/1/60	230/1/60	230/1/60	230/1/60
PERFORMANCE								
NOMINAL SPECIFICATIONS								
Rated capacity	(1) kW	55,9	63,1	74,3	100	113	135	146
No. Circuits	N°	1	1	1	1	1	1	1
Total power input	(1) kW	1,44	1,44	1,44	2,16	2,16	2,88	2,88
FANS								
Air flow	m³/h	17000	16000	18000	28200	27200	37800	36000
NOISE LEVEL								
Sound Pressure	(2) dB(A)	68	68	69	69	69	66	70
SIZE AND WEIGHT								
A	(3) mm	1850	1850	2320	3490	3490	4540	4540
H	(3) mm	1027	1027	1150	1150	1150	1150	1150
B	(3) mm	665	665	665	665	665	665	665
Weight	(3) kg	175	188	214	240	270	320	350

Notes:

- 1 ▶ Exchanger air (in) 35 °C; $\Delta T = 13$ K.
- 2 ▶ Average sound pressure level, at a distance of 10 m, for units in a free field on a reflecting surface. The average sound pressure level is calculated based on the sound power level measured in accordance with ISO 3744.
- 3 ▶ Unit in standard configuration/execution, without optional accessories.

T-MATE2 DX

Air cooled condensers for IT Cooling with axial fans and condensing coils with copper tubes and aluminium fins (from 12 to 146 kW)

T-MATE2 DX-E B 380/3/60

Fans with EC electric motors and standard acoustic version

Model		T 11	T 14	T 17	T 20	T 25	T 30	T 35	T 45
Power supply	V/ph/Hz	380/3/60	380/3/60	380/3/60	380/3/60	380/3/60	380/3/60	380/3/60	380/3/60
PERFORMANCE									
NOMINAL SPECIFICATIONS									
Rated capacity	(1) kW	12,2	14,8	18,4	22,1	26,8	34,3	38,2	49,0
No. Circuits	N°	1	1	1	1	1	1	1	1
Total power input	(1) kW	0,63	0,63	0,63	0,94	0,97	0,97	0,97	1,89
FANS									
Air flow	m³/h	4750	4300	4950	6400	9600	9500	9100	12000
NOISE LEVEL									
Sound Pressure	(2) dB(A)	62	62	63	65	66	66	66	67
SIZE AND WEIGHT									
A	(3) mm	875	875	1200	1200	1400	1400	1400	1600
H	(3) mm	727	727	727	727	1027	1027	1027	1027
B	(3) mm	540	540	540	540	665	665	665	665
Weight	(3) kg	51,0	55,0	66,0	72,0	102	111	120	153

Model		T 50	T 60	T 70	T 95	T 110	T 130	T 140
Power supply	V/ph/Hz	380/3/60	380/3/60	380/3/60	380/3/60	380/3/60	380/3/60	380/3/60
PERFORMANCE								
NOMINAL SPECIFICATIONS								
Rated capacity	(1) kW	55,9	63,1	74,3	100	113	135	146
No. Circuits	N°	1	1	1	1	1	1	1
Total power input	(1) kW	1,94	1,94	1,94	2,91	2,91	3,88	3,88
FANS								
Air flow	m³/h	17000	16000	18000	28200	27200	37800	36000
NOISE LEVEL								
Sound Pressure	(2) dB(A)	68	68	69	69	69	66	70
SIZE AND WEIGHT								
A	(3) mm	1850	1850	2320	3490	3490	4540	4540
H	(3) mm	1027	1027	1150	1150	1150	1150	1150
B	(3) mm	665	665	665	665	665	665	665
Weight	(3) kg	175	188	214	240	270	320	350

T-MATE2 DX-E B 460/3/60

Fans with EC electric motors and standard acoustic version

Model		T 11	T 14	T 17	T 20	T 25	T 30	T 35	T 45
Power supply	V/ph/Hz	460/3/60	460/3/60	460/3/60	460/3/60	460/3/60	460/3/60	460/3/60	460/3/60
PERFORMANCE									
NOMINAL SPECIFICATIONS									
Rated capacity	(1) kW	12,2	14,8	18,4	22,1	26,8	34,3	38,2	49,0
No. Circuits	N°	1	1	1	1	1	1	1	1
Total power input	(1) kW	0,63	0,63	0,63	0,94	0,97	0,97	0,97	1,89
FANS									
Air flow	m³/h	4750	4300	4950	6400	9600	9500	9100	12000
NOISE LEVEL									
Sound Pressure	(2) dB(A)	62	62	63	65	66	66	66	67
SIZE AND WEIGHT									
A	(3) mm	875	875	1200	1200	1400	1400	1400	1600
H	(3) mm	727	727	727	727	1027	1027	1027	1027
B	(3) mm	540	540	540	540	665	665	665	665
Weight	(3) kg	51,0	55,0	66,0	72,0	102	111	120	153

Model		T 50	T 60	T 70	T 95	T 110	T 130	T 140
Power supply	V/ph/Hz	460/3/60	460/3/60	460/3/60	460/3/60	460/3/60	460/3/60	460/3/60
PERFORMANCE								
NOMINAL SPECIFICATIONS								
Rated capacity	(1) kW	55,9	63,1	74,3	100	113	135	146
No. Circuits	N°	1	1	1	1	1	1	1
Total power input	(1) kW	1,94	1,94	1,94	2,91	2,91	3,88	3,88
FANS								
Air flow	m³/h	17000	16000	18000	28200	27200	37800	36000
NOISE LEVEL								
Sound Pressure	(2) dB(A)	68	68	69	69	69	66	70
SIZE AND WEIGHT								
A	(3) mm	1850	1850	2320	3490	3490	4540	4540
H	(3) mm	1027	1027	1150	1150	1150	1150	1150
B	(3) mm	665	665	665	665	665	665	665
Weight	(3) kg	175	188	214	240	270	320	350

Notes:

- 1 ▶ Exchanger air (in) 35 °C; ΔT = 13 K.
- 2 ▶ Average sound pressure level, at a distance of 10 m, for units in a free field on a reflecting surface. The average sound pressure level is calculated based on the sound power level measured in accordance with ISO 3744.
- 3 ▶ Unit in standard configuration/execution, without optional accessories.



T-MATE2 DX-E L 220/1/60

Fans with EC electric motors and low noise acoustic version

Model		M 11	M 14	M 17	M 20	M 25	M 30	M 35	M 45
Power supply	V/ph/Hz	230/1/60	230/1/60	230/1/60	230/1/60	230/1/60	230/1/60	230/1/60	230/1/60
PERFORMANCE									
NOMINAL SPECIFICATIONS									
Rated capacity	(1) kW	9,79	11,5	14,2	17,2	21,2	26,6	29,2	37,5
No. Circuits	N°	1	1	1	1	1	1	1	1
Total power input	(1) kW	0,18	0,18	0,18	0,40	0,72	0,72	0,72	0,80
FANS									
Air flow	m³/h	3325	3010	3465	4480	6720	6650	6370	8400
NOISE LEVEL									
Sound Pressure	(2) dB(A)	54	54	54	56	58	58	58	58
SIZE AND WEIGHT									
A	(3) mm	875	875	1200	1200	1400	1400	1400	1600
H	(3) mm	727	727	727	727	1027	1027	1027	1027
B	(3) mm	540	540	540	540	665	665	665	665
Weight	(3) kg	51,0	55,0	66,0	72,0	102	111	120	153

Model		M 50	M 60	M 70	M 95	M 110	M 130	M 140
Power supply	V/ph/Hz	230/1/60	230/1/60	230/1/60	230/1/60	230/1/60	230/1/60	230/1/60
PERFORMANCE								
NOMINAL SPECIFICATIONS								
Rated capacity	(1) kW	44,1	48,6	57,1	78,3	86,6	105	113
No. Circuits	N°	1	1	1	1	1	1	1
Total power input	(1) kW	1,44	1,44	1,44	2,16	2,16	2,88	2,88
FANS								
Air flow	m³/h	11900	11200	12600	19740	19040	26460	25200
NOISE LEVEL								
Sound Pressure	(2) dB(A)	60	60	60	61	61	61	61
SIZE AND WEIGHT								
A	(3) mm	1850	1850	2320	3490	3490	4540	4540
H	(3) mm	1027	1027	1150	1150	1150	1150	1150
B	(3) mm	665	665	665	665	665	665	665
Weight	(3) kg	175	188	214	240	270	320	350

T-MATE2 DX-E L 265/1/60

Fans with EC electric motors and low noise acoustic version

Model		M 11	M 14	M 17	M 20	M 25	M 30	M 35	M 45
Power supply	V/ph/Hz	230/1/60	230/1/60	230/1/60	230/1/60	230/1/60	230/1/60	230/1/60	230/1/60
PERFORMANCE									
NOMINAL SPECIFICATIONS									
Rated capacity	(1) kW	9,79	11,5	14,2	17,2	21,2	26,6	29,2	37,5
No. Circuits	N°	1	1	1	1	1	1	1	1
Total power input	(1) kW	0,18	0,18	0,18	0,40	0,72	0,72	0,72	0,80
FANS									
Air flow	m³/h	3325	3010	3465	4480	6720	6650	6370	8400
NOISE LEVEL									
Sound Pressure	(2) dB(A)	54	54	54	56	58	58	58	58
SIZE AND WEIGHT									
A	(3) mm	875	875	1200	1200	1400	1400	1400	1600
H	(3) mm	727	727	727	727	1027	1027	1027	1027
B	(3) mm	540	540	540	540	665	665	665	665
Weight	(3) kg	51,0	55,0	66,0	72,0	102	111	120	153

Model		M 50	M 60	M 70	M 95	M 110	M 130	M 140
Power supply	V/ph/Hz	230/1/60	230/1/60	230/1/60	230/1/60	230/1/60	230/1/60	230/1/60
PERFORMANCE								
NOMINAL SPECIFICATIONS								
Rated capacity	(1) kW	44,1	48,6	57,1	78,3	86,6	105	113
No. Circuits	N°	1	1	1	1	1	1	1
Total power input	(1) kW	1,44	1,44	1,44	2,16	2,16	2,88	2,88
FANS								
Air flow	m³/h	11900	11200	12600	19740	19040	26460	25200
NOISE LEVEL								
Sound Pressure	(2) dB(A)	60	60	60	61	61	61	61
SIZE AND WEIGHT								
A	(3) mm	1850	1850	2320	3490	3490	4540	4540
H	(3) mm	1027	1027	1150	1150	1150	1150	1150
B	(3) mm	665	665	665	665	665	665	665
Weight	(3) kg	175	188	214	240	270	320	350

Notes:

- 1 ▶ Exchanger air (in) 35 °C; $\Delta T = 13$ K.
- 2 ▶ Average sound pressure level, at a distance of 10 m, for units in a free field on a reflecting surface. The average sound pressure level is calculated based on the sound power level measured in accordance with ISO 3744.
- 3 ▶ Unit in standard configuration/execution, without optional accessories.

T-MATE2 DX

Air cooled condensers for IT Cooling with axial fans and condensing coils with copper tubes and aluminium fins (from 12 to 146 kW)

T-MATE2 DX-E L 380/3/60

Fans with EC electric motors and low noise acoustic version

Model		T 11	T 14	T 17	T 20	T 25	T 30	T 35	T 45
Power supply	V/ph/Hz	380/3/60	380/3/60	380/3/60	380/3/60	380/3/60	380/3/60	380/3/60	380/3/60
PERFORMANCE									
NOMINAL SPECIFICATIONS									
Rated capacity	(1) kW	9,79	11,5	14,2	17,2	21,2	26,6	29,2	37,5
No. Circuits	N°	1	1	1	1	1	1	1	1
Total power input	(1) kW	0,63	0,63	0,63	0,94	0,97	0,97	0,97	1,89
FANS									
Air flow	m³/h	3325	3010	3465	4480	6720	6650	6370	8400
NOISE LEVEL									
Sound Pressure	(2) dB(A)	54	54	54	56	58	58	58	58
SIZE AND WEIGHT									
A	(3) mm	875	875	1200	1200	1400	1400	1400	1600
H	(3) mm	727	727	727	727	1027	1027	1027	1027
B	(3) mm	540	540	540	540	665	665	665	665
Weight	(3) kg	51,0	55,0	66,0	72,0	102	111	120	153

Model		T 50	T 60	T 70	T 95	T 110	T 130	T 140
Power supply	V/ph/Hz	380/3/60	380/3/60	380/3/60	380/3/60	380/3/60	380/3/60	380/3/60
PERFORMANCE								
NOMINAL SPECIFICATIONS								
Rated capacity	(1) kW	44,1	48,6	57,1	78,3	86,6	105	113
No. Circuits	N°	1	1	1	1	1	1	1
Total power input	(1) kW	1,94	1,94	1,94	2,91	2,91	3,88	3,88
FANS								
Air flow	m³/h	11900	11200	12600	19740	19040	26460	25200
NOISE LEVEL								
Sound Pressure	(2) dB(A)	60	60	60	61	61	61	61
SIZE AND WEIGHT								
A	(3) mm	1850	1850	2320	3490	3490	4540	4540
H	(3) mm	1027	1027	1150	1150	1150	1150	1150
B	(3) mm	665	665	665	665	665	665	665
Weight	(3) kg	175	188	214	240	270	320	350

T-MATE2 DX-E L 460/3/60

Fans with EC electric motors and low noise acoustic version

Model		T 11	T 14	T 17	T 20	T 25	T 30	T 35	T 45
Power supply	V/ph/Hz	460/3/60	460/3/60	460/3/60	460/3/60	460/3/60	460/3/60	460/3/60	460/3/60
PERFORMANCE									
NOMINAL SPECIFICATIONS									
Rated capacity	(1) kW	9,79	11,5	14,2	17,2	21,2	26,6	29,2	37,5
No. Circuits	N°	1	1	1	1	1	1	1	1
Total power input	(1) kW	0,63	0,63	0,63	0,94	0,97	0,97	0,97	1,89
FANS									
Air flow	m³/h	3325	3010	3465	4480	6720	6650	6370	8400
NOISE LEVEL									
Sound Pressure	(2) dB(A)	54	54	54	56	58	58	58	58
SIZE AND WEIGHT									
A	(3) mm	875	875	1200	1200	1400	1400	1400	1600
H	(3) mm	727	727	727	727	1027	1027	1027	1027
B	(3) mm	540	540	540	540	665	665	665	665
Weight	(3) kg	51,0	55,0	66,0	72,0	102	111	120	153

Model		T 50	T 60	T 70	T 95	T 110	T 130	T 140
Power supply	V/ph/Hz	460/3/60	460/3/60	460/3/60	460/3/60	460/3/60	460/3/60	460/3/60
PERFORMANCE								
NOMINAL SPECIFICATIONS								
Rated capacity	(1) kW	44,1	48,6	57,1	78,3	86,6	105	113
No. Circuits	N°	1	1	1	1	1	1	1
Total power input	(1) kW	1,94	1,94	1,94	2,91	2,91	3,88	3,88
FANS								
Air flow	m³/h	11900	11200	12600	19740	19040	26460	25200
NOISE LEVEL								
Sound Pressure	(2) dB(A)	60	60	60	61	61	61	61
SIZE AND WEIGHT								
A	(3) mm	1850	1850	2320	3490	3490	4540	4540
H	(3) mm	1027	1027	1150	1150	1150	1150	1150
B	(3) mm	665	665	665	665	665	665	665
Weight	(3) kg	175	188	214	240	270	320	350

Notes:

- 1 ▶ Exchanger air (in) 35 °C; $\Delta T = 13$ K.
- 2 ▶ Average sound pressure level, at a distance of 10 m, for units in a free field on a reflecting surface. The average sound pressure level is calculated based on the sound power level measured in accordance with ISO 3744.
- 3 ▶ Unit in standard configuration/execution, without optional accessories.

“EXPERIENCE IS BY FAR THE BEST PROOF”

Sir Francis Bacon
British philosopher (1561-1626)

MORE THAN 1000 PROJECTS WORLDWIDE

2018-2019 Samarate - Italy Cascina Costa

Application: Office Buildings - Telecommunications

Plant type: Hydronic System

Cooling capacity: 565 kW


Installed machines:

2x Air cooled liquid chillers

1x Water cooled liquid chiller

2x Direct expansion close control air conditioners

3x T-MATE 2 DX remote condensers



Each project is characterized by particular needs and applications but each of them represents the RC brand excellence in terms of reliability, high efficiency, and low noise emissions.



for a greener tomorrow

Eco Changes is the Mitsubishi Electric Group's environmental statement, and expresses the Group's stance on environmental management. Through a wide range of businesses, we are helping contribute to the realization of a sustainable society.



MITSUBISHI ELECTRIC HYDRONICS & IT COOLING SYSTEMS S.p.A.

Head Office: Via Caduti di Cefalonia 1 - 36061 Bassano del Grappa (VI) - Italy

Tel (+39) 0424 509 500 - Fax (+39) 0424 509 509

www.rcitcooling.com

www.melcohit.com